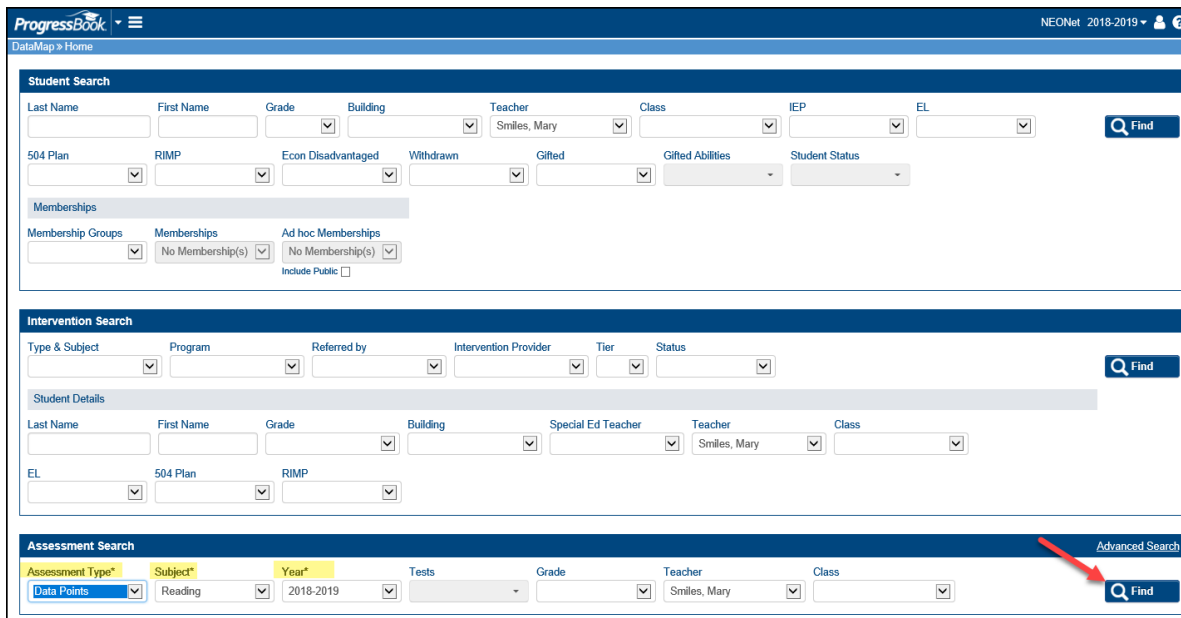


How to Add students to a RIMP using the Assessment Screener Results

Students may be added to a RIMP through the Data Point Assessment Search. Current Year Assessment used as the RIMP Screener must be loaded in DataMap.

1. Search Data Points in the Assessment Search

a. Data Points > Reading > 2018-2019



ProgressBook DataMap » Home NEOnet 2018-2019

Student Search

Last Name: [] First Name: [] Grade: [] Building: [] Teacher: Smiles, Mary Class: [] IEP: [] EL: [] **Find**

504 Plan: [] RIMP: [] Econ Disadvantaged: [] Withdrawn: [] Gifted: [] Gifted Abilities: [] Student Status: []

Memberships

Membership Groups: [] Memberships: No Membership(s) Ad hoc Memberships: No Membership(s) Include Public:

Intervention Search

Type & Subject: [] Program: [] Referred by: [] Intervention Provider: [] Tier: [] Status: [] **Find**

Student Details

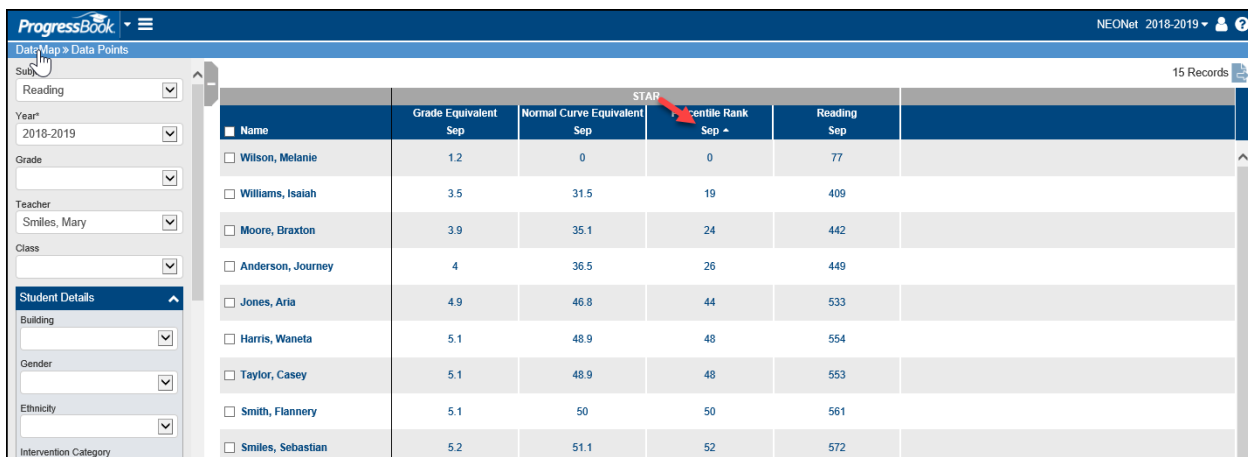
Last Name: [] First Name: [] Grade: [] Building: [] Special Ed Teacher: [] Teacher: Smiles, Mary Class: []

EL: [] 504 Plan: [] RIMP: []

Assessment Search Advanced Search

Assessment Type*: Data Points Subject*: Reading Year*: 2018-2019 Tests: [] Grade: [] Teacher: Smiles, Mary Class: [] **Find**

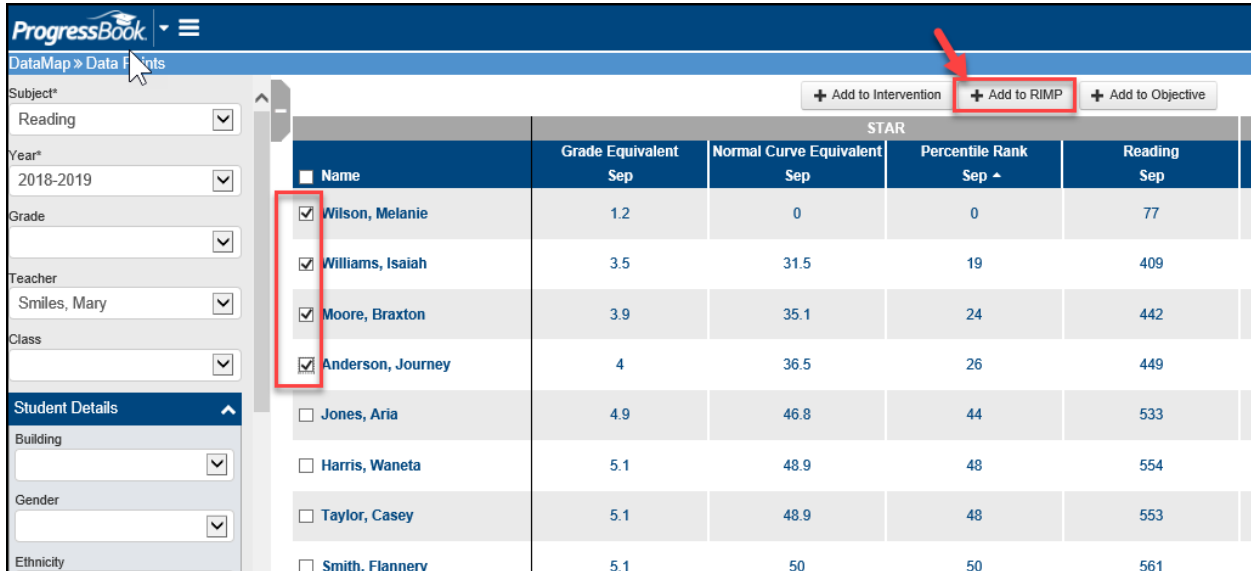
b. Sort the Column you are using to determine which students qualify for a RIMP



ProgressBook DataMap » Data Points NEOnet 2018-2019 15 Records

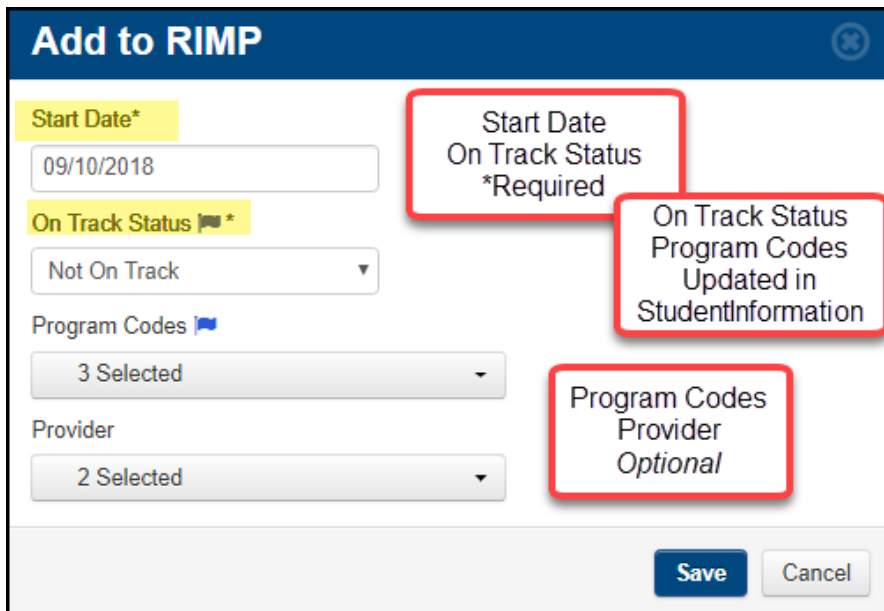
Name	Grade Equivalent Sep	Normal Curve Equivalent Sep	STAR Percentile Rank Sep	Reading Sep
<input type="checkbox"/> Wilson, Melanie	1.2	0	0	77
<input type="checkbox"/> Williams, Isaiah	3.5	31.5	19	409
<input type="checkbox"/> Moore, Braxton	3.9	35.1	24	442
<input type="checkbox"/> Anderson, Journey	4	36.5	26	449
<input type="checkbox"/> Jones, Aria	4.9	46.8	44	533
<input type="checkbox"/> Harris, Waneta	5.1	48.9	48	554
<input type="checkbox"/> Taylor, Casey	5.1	48.9	48	553
<input type="checkbox"/> Smith, Flannery	5.1	50	50	561
<input type="checkbox"/> Smiles, Sebastian	5.2	51.1	52	572

- c. Select the checkboxes in front of the students to add to a RIMP.
 - i. Click **Add to RIMP**



STAR					
Name	Grade Equivalent Sep	Normal Curve Equivalent Sep	Percentile Rank Sep	Reading Sep	
<input checked="" type="checkbox"/> Wilson, Melanie	1.2	0	0	77	
<input checked="" type="checkbox"/> Williams, Isaiah	3.5	31.5	19	409	
<input checked="" type="checkbox"/> Moore, Braxton	3.9	35.1	24	442	
<input checked="" type="checkbox"/> Anderson, Journey	4	36.5	26	449	
<input type="checkbox"/> Jones, Aria	4.9	46.8	44	533	
<input type="checkbox"/> Harris, Waneta	5.1	48.9	48	554	
<input type="checkbox"/> Taylor, Casey	5.1	48.9	48	553	
<input type="checkbox"/> Smith, Flannery	5.1	50	50	561	

- d. Enter **Start Date**
- e. Enter **On Track Status**
 - i. **Optional Select Program Codes/RIMP Interventions & Provider(s)*
 - ii. Click **Save**



Add to RIMP

Start Date*
09/10/2018

On Track Status*
Not On Track

Program Codes
3 Selected

Provider
2 Selected

Save Cancel

Start Date
On Track Status
*Required

On Track Status
Program Codes
Updated in
StudentInformation

Program Codes
Provider
Optional

- f. Click **Close**, on confirmation box
- g. Click on **Student's Name** to Student Roadmap. to update each RIMP individually